



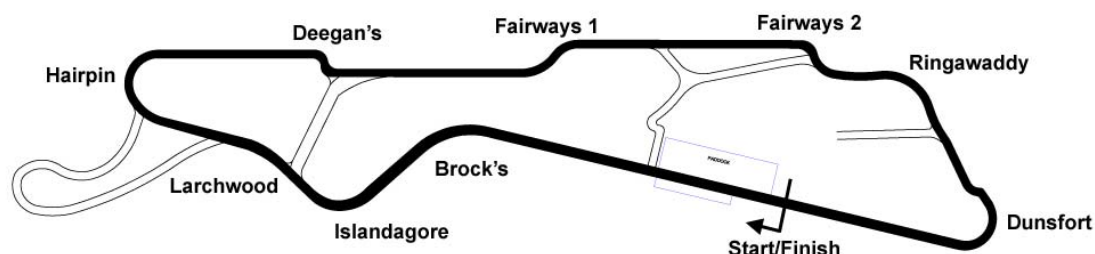
**at Bishopscourt
Saturday 30th March 2019**

**promoted by
Temple Motorcycle & Athletic Club
www.templemotorcycleclub.com**

SUPERSPORT



Bishopscourt National Circuit 1.824 miles



LAP RECORDS at the start of the meeting

Class	Rider	Machine	m	s	mph	Date
Young Guns Challenge	Aaron Clifford	Aprilia 125	1	22.864	79.243	20-07-13
Junior Cup	Jonny Campbell	Kawasaki 300	1	19.552	82.542	18-08-18
Supersport 300	to be established					
125cc GP	Nigel Percy	Honda	1	13.913	88.840	21-10-07
Moto 3	Richard Kerr	KTM 250	1	13.640	89.169	22-10-16
250cc GP	Mark Hanna	Honda	1	11.963	91.247	16-10-10
TZ350	Gareth Keys	Yamaha	1	15.588	86.871	21-07-18
Lightweight Supersport	Gary McCoy	Yamaha 400	1	14.021	88.710	18-08-18
Production Twin	Eunan McGlinchey	Suzuki 650	1	12.117	91.052	20-08-17
SuperTwin	Eunan McGlinchey	Kawasaki 650	1	10.252	93.469	20-10-18
Pre-Injection	Steven Titterington	Yamaha 600	1	11.917	91.305	19-09-15
Supersport	Glenn Irwin	Kawasaki	1	07.474	97.317	25-10-14
Supersport Cup	Eunan McGlinchey	Suzuki	1	09.259	94.809	17-09-17
Superbike	Christian Iddon	BMW	1	05.223	100.676	22-10-16
Superbike Cup	Gary McCoy	Suzuki	1	09.123	94.996	22-10-18
Classic 250cc	Brian Mateer	Suzuki	1	25.419	76.873	16-09-18
Classic 350cc	James Conroy	Honda	1	23.114	79.005	15-04-17
Classic 500cc	Alex Conroy	Honda	1	24.275	77.916	19-04-14
Classic 1000cc	Brian Rapple	Weslake 850	1	24.839	77.398	23-08-08

AJ PLUMBING ULSTER SBK R1 - Bishopscourt

Sorted on best lap time

SUPERSPORT CUP

Bishopscourt National 1.824 miles

Supersport Cup Qualifying

30/03/2019 10:00

Practice started at 10:25:24

Pos	Class	No.	Name	T	Machine	Sponsor	Best Tm	Diff	Gap	Best Speed	In Lap	Laps	2nd Best
1	USScup	57	Michael OWENS		Yamaha	Owens Racing	1:13.856			88.908	10	10	1:14.705
2	USScup	98	Jonny SINGLETON		Kawasaki		1:14.258	0.402	0.402	88.427	12	12	1:14.846
3	USScup	18	Darryl ANDERSON		Yamaha	DK Racing	1:14.673	0.817	0.415	87.935	7	9	1:14.829
4	USScup	232	Jack OLIVER		Yamaha		1:14.779	0.923	0.106	87.811	10	11	1:15.088
5	USScup	81	Damien HORGAN		Suzuki		1:15.196	1.340	0.417	87.324	11	11	1:15.554
6	USScup	114	Jonathan PATTERSON		Honda	Ashvale Engineering	1:16.856	3.000	1.660	85.438	3	9	1:17.196
7	USScup	14	David DUFFY		Kawasaki		1:16.857	3.001	0.001	85.437	11	12	1:17.605
8	USScup	79	Brian MILLER		Yamaha		1:16.885	3.029	0.028	85.405	11	12	1:17.156
9	USScup	140	Steven SMITH		Honda		1:17.218	3.362	0.333	85.037	5	11	1:17.627
10	USScup	175	Declan McCABE		Kawasaki	CB Electrical	1:17.802	3.946	0.584	84.399	8	8	1:17.842
11	USScup	12	Alan ARMSTRONG		Triumph 675		1:17.980	4.124	0.178	84.206	6	10	1:18.090
12	SSPcup	129	Gary JORDAN		Yamaha		1:18.457	4.601	0.477	83.694	9	11	1:18.667
13	USScup	23	Stuart McCANN		Triumph 675		1:18.539	4.683	0.082	83.607	5	11	1:19.150
14	USScup	83	Matthew CAUGHEY		Triumph 675		1:18.651	4.795	0.112	83.488	7	11	1:18.654
15	USScup	82	Alan GRAHAM		Yamaha		1:19.051	5.195	0.400	83.065	7	9	1:19.257
16	USScup	6	John SHIELDS		Suzuki		1:19.313	5.457	0.262	82.791	9	10	1:20.101
17	USScup	236	James COTTRELL		Honda	Dunsany Racing	1:19.777	5.921	0.464	82.309	6	10	1:19.861
18	USScup	64	Daniel McCLEAN		Yamaha		1:19.783	5.927	0.006	82.303	3	3	1:20.126
19	USScup	220	Sam LYONS		Honda		1:19.917	6.061	0.134	82.165	10	10	1:21.821
20	USScup	60	Darren CLARKE		Yamaha		1:20.210	6.354	0.293	81.865	6	8	1:21.506
21	USScup	353	David AMBROSE		Honda		1:20.460	6.604	0.250	81.611	7	10	1:21.645
22	USScup	51	Keith RICHARDSON		Yamaha		1:20.513	6.657	0.053	81.557	9	9	1:21.938
23	USScup	71	Paddy LAVERY		Yamaha	Nugent Engineering	1:22.929	9.073	2.416	79.181	3	4	1:24.196
24	USScup	104	Michael PRESS		Kawasaki		1:23.691	9.835	0.762	78.460	10	10	1:24.380
25	USScup	34	Yvonne MONTGOMERY		Suzuki		1:26.737	12.881	3.046	75.705	4	7	1:27.351

Announcements

Weather: Bright / Track: Dry

Promoted by Temple Motorcycle and Athletic Club

Orbits

Provisional result to be confirmed by the Stewards of the Meeting subject to the completion of technical inspections and the time limit for protests
MCUI (Ulster Centre) Timing @ www.elaps-timing.com



Printed: 30/03/2019 10:54:37

AJ PLUMBING ULSTER SBK R1 - Bishopscourt

SUPERSPORT CUP

Bishopscourt National 1.824 miles

Supersport Cup Qualifying

30/03/2019 10:00

Practice started at 10:25:24

Pos	Name	Time	Diff	Pos	Name	Time	Diff	Pos	Name	Time	Diff
11	(57) Michael OWENS	1:15.088	+0.309	9		1:17.673	+0.788	9		1:18.457	
1				10		1:18.413	+1.528	10		1:18.867	+0.210
2		1:18.330	+4.474	11		1:16.885		11		1:19.062	+0.605
3		1:18.112	+4.256	12		1:19.088	+2.203				
4		1:16.156	+2.300								
5		1:16.896	+3.040								
6		1:14.705	+0.849								
7		1:16.071	+2.215								
8		1:14.858	+1.002								
9		3:08.356	+1:54.500								
10		1:13.856									
1	(81) Damien HORGAN										
2											
3		1:20.463	+5.267								
4		1:17.267	+2.071								
5		1:17.906	+2.710								
6		1:15.554	+0.358								
7		1:15.829	+0.633								
8		1:16.179	+0.983								
9		1:16.679	+1.483								
10		1:16.397	+1.201								
11		1:15.571	+0.375								
		1:15.196									
1	(140) Steven SMITH										
2											
3		1:24.048	+6.830								
4		1:20.153	+2.935								
5		1:19.451	+2.233								
6		1:17.218									
7		1:18.150	+0.932								
8		1:17.627	+0.409								
9		1:18.565	+1.347								
10		1:17.860	+0.642								
11		1:17.675	+0.457								
12		1:18.071	+0.853								
1	(23) Stuart McCANN										
2											
3		1:21.094	+2.555								
4		1:20.449	+1.910								
5		1:19.150	+0.611								
6		1:18.539									
7		1:20.286	+1.747								
8		1:20.751	+2.212								
9		1:20.043	+1.504								
10		1:20.642	+2.103								
11		1:22.643	+4.104								
		1:45.859	+27.320								
1	(83) Matthew CAUGHEY										
2											
3		1:28.127	+9.476								
4		1:26.192	+7.541								
5		1:23.177	+4.526								
6		1:20.776	+2.125								
7		1:21.306	+2.655								
8		1:18.651									
9		1:20.720	+2.069								
10		1:18.654	+0.003								
11		1:19.088	+0.437								
		1:19.050	+0.399								
1	(175) Declan McCABE										
2											
3		1:26.974	+9.172								
4		1:24.577	+6.775								
5		1:20.931	+3.129								
6		1:19.144	+1.342								
7		1:18.821	+1.019								
8		1:17.842	+0.040								
		1:17.802									
1	(12) Alan ARMSTRONG										
2											
3		1:20.757	+2.777								
4		1:18.948	+0.968								
5		1:18.090	+0.110								
6		1:18.352	+0.372								
7		1:17.980									
8		1:19.799	+1.819								
9		1:20.270	+2.290								
10		1:19.125	+1.145								
		1:18.307	+0.327								
1	(82) Alan GRAHAM										
2											
3		1:23.817	+4.766								
4		1:21.459	+2.408								
5		1:20.553	+1.502								
6		1:20.852	+1.801								
7		1:19.835	+0.784								
8		1:19.051									
9		1:19.257	+0.206								
		1:50.152	+31.101								
1	(18) Darryl ANDERSON										
2											
3		1:17.900	+3.227								
4		1:16.202	+1.529								
5		1:15.207	+0.534								
6		4:10.228	+2:55.555								
7		1:14.829	+0.156								
8		1:14.673									
9		1:14.936	+0.263								
		1:15.262	+0.589								
1	(232) Jack OLIVER										
2											
3		1:24.949	+10.170								
4		1:22.071	+7.292								
5		1:21.266	+6.487								
6		1:20.403	+5.624								
7		1:17.651	+2.872								
8		1:16.225	+1.446								
9		1:17.624	+2.845								
10		1:16.065	+1.286								
		1:14.779									
1	(79) Brian MILLER										
2											
3		1:19.783	+2.898								
4		1:18.730	+1.845								
5		1:17.156	+0.271								
6		1:17.470	+0.585								
7		1:18.107	+1.222								
8		1:18.356	+1.471								
		1:18.030	+1.145								
1	(129) Gary JORDAN										
2											
3		1:30.170	+11.713								
4		1:26.563	+8.106								
5		1:24.382	+5.925								
6		1:22.359	+3.902								
7		1:20.066	+1.609								
8		1:19.430	+0.973								
		1:19.596	+1.139								
1	(6) John SHIELDS										
2											
3		1:23.280	+3.967								
4		1:21.799	+2.486								
5		1:22.337	+3.024								
6		1:20.858	+1.545								
7		1:20.695	+1.382								
		1:20.101	+0.788								

Promoted by Temple Motorcycle and Athletic Club

Orbits

Provisional result to be confirmed by the Stewards of the Meeting subject to the completion of technical inspections and the time limit for protests
MCUI (Ulster Centre) Timing @ www.elaps-timing.com



AJ PLUMBING ULSTER SBK R1 - Bishopscourt

SUPERSPORT CUP

Bishopscourt National 1.824 miles

Supersport Cup Qualifying

30/03/2019 10:00

Practice started at 10:25:24

8	1:20.813	+1.500
9	1:19.313	
10	1:55.940	+36.627
<hr/>		
(236) James COTTRELL		
1		
2	1:25.920	+6.143
3	1:20.681	+0.904
4	1:21.578	+1.801
5	1:20.754	+0.977
6	1:19.777	
7	1:22.326	+2.549
8	1:20.783	+1.006
9	1:19.861	+0.084
10	1:19.866	+0.089

<hr/>		
(64) Daniel McCLEAN		
1		
2	1:20.126	+0.343
3	1:19.783	

<hr/>		
(220) Sam LYONS		
1		
2	1:27.476	+7.559
3	1:25.180	+5.263
4	1:25.269	+5.352
5	1:22.490	+2.573
6	1:21.821	+1.904
7	1:22.057	+2.140
8	1:39.241	+19.324
9	2:32.251	+1:12.334
10	1:19.917	

<hr/>		
(60) Darren CLARKE		
1		
2	1:24.861	+4.651
3	1:21.595	+1.385
4	1:22.326	+2.116
5	1:21.506	+1.296
6	1:20.210	
7	1:21.522	+1.312
8	1:22.220	+2.010

<hr/>		
(353) David AMBROSE		
1		
2	1:27.093	+6.633
3	1:22.253	+1.793
4	1:21.729	+1.269
5	1:24.897	+4.437

6	1:22.780	+2.320
7	1:20.460	
8	1:22.930	+2.470
9	1:29.453	+8.993
10	1:21.645	+1.185
<hr/>		
(51) Keith RICHARDSON		
1		
2	1:24.280	+3.767
3	1:24.192	+3.679
4	1:23.000	+2.487
5	1:21.938	+1.425
6	1:22.962	+2.449
7	1:21.949	+1.436
8	1:22.112	+1.599
9	1:20.513	

<hr/>		
(71) Paddy LAVERY		
1		
2	1:27.361	+4.432
3	1:22.929	
4	1:24.196	+1.267

<hr/>		
(104) Michael PRESS		
1		
2	1:27.050	+3.359
3	1:26.214	+2.523
4	1:26.107	+2.416
5	1:25.451	+1.760
6	1:25.918	+2.227
7	1:24.380	+0.689
8	1:24.752	+1.061
9	1:24.628	+0.937
10	1:23.691	

<hr/>		
(34) Yvonne MONTGOMERY		
1		
2	1:27.467	+0.730
3	1:27.351	+0.614
4	1:26.737	
5	1:27.902	+1.165
6	1:28.022	+1.285
7	1:28.203	+1.466

Promoted by Temple Motorcycle and Athletic Club

Provisional result to be confirmed by the Stewards of the Meeting subject to the completion of technical inspections and the time limit for protests
MCUI (Ulster Centre) Timing @ www.elaps-timing.com

Printed: 30/03/2019 10:54:58



AJ PLUMBING ULSTER SBK R1 - Bishopscourt

Sorted on best lap time

SUPERSPORT

Bishopscourt National 1.824 miles

Supersport Pro Qualifying

30/03/2019 10:15

Practice started at 10:44:02

Pos	Class	No.	Name	T	Machine	Sponsor	Best Tm	Diff	Gap	Best Speed	In Lap	Laps	2nd Best
1	USS	38	Jason LYNN		Yamaha	Walter Bell	1:09.917			93.917	7	8	1:10.111
2	USS	8	Christian ELKIN		Yamaha	Bob Wylie Racing	1:10.634	0.717	0.717	92.964	12	13	1:11.090
3	USS	101	Derek CRAIG		Yamaha		1:10.789	0.872	0.155	92.760	3	9	1:11.627
4	USS	22	Paul JORDAN		Yamaha	Paul Jordan Racing	1:10.795	0.878	0.006	92.752	6	10	1:10.803
5	USS	15	Simon REID		Yamaha		1:10.822	0.905	0.027	92.717	9	13	1:11.020
6	USS	3	Mark CONLIN		Yamaha	Magic Bullet	1:10.910	0.993	0.088	92.602	12	12	1:11.309
7	USS	67	Jack WARING		Yamaha		1:11.961	2.044	1.051	91.249	11	12	1:12.324
8	USS	94	Darren KEYS		Suzuki	Keys Racing	1:12.518	2.601	0.557	90.549	12	13	1:12.909
9	USS	33	Mark HANNA		Kawasaki		1:12.855	2.938	0.337	90.130	6	8	1:13.030
10	USS	27	Joseph LOUGHLIN		Kawasaki	G2-Tech	1:13.194	3.277	0.339	89.712	6	10	1:13.350
11	USS	29	Ryan FENTON		Yamaha	NJT Racing	1:13.219	3.302	0.025	89.682	12	12	1:13.793
12	USS	50	Kyle CROSS		Yamaha	Dynamic Design	1:13.224	3.307	0.005	89.676	6	12	1:13.750
13	USS	119	Kris DUNCAN		Kawasaki	Turriff Caravans/Plantfitter.cc	1:13.475	3.558	0.251	89.369	8	8	1:14.039
14	USS	28	Aaron McBRIDE		Kawasaki		1:13.500	3.583	0.025	89.339	9	12	1:14.182
15	USS	42	Kevin LAVERY		Honda	Moria MRC	1:13.844	3.927	0.344	88.923	11	11	1:13.880
16	USS	59	Darryl TWEED		Honda	DH Racing	1:15.676	5.759	1.832	86.770	5	6	1:24.626
17	USS	85	Jordan McCORD		Yamaha		1:15.976	6.059	0.300	86.427	6	9	1:16.111
18	USS	65	Shane HENDERSON		Yamaha		1:16.288	6.371	0.312	86.074	9	9	1:16.489

Announcements

Weather: Bright / Track: Dry

Promoted by Temple Motorcycle and Athletic Club

Orbits

Provisional result to be confirmed by the Stewards of the Meeting subject to the completion of technical inspections and the time limit for protests
MCUI (Ulster Centre) Timing @ www.elaps-timing.com



Printed: 30/03/2019 11:02:30

AJ PLUMBING ULSTER SBK R1 - Bishopscourt

SUPERSPORT

Bishopscourt National 1.824 miles

Supersport Pro Qualifying

30/03/2019 10:15

Practice started at 10:44:02

Driver	Pos	Time	Diff	Pos	Time	Diff	Pos	Time	Diff							
(38) Jason LYNN																
1				2	1:14.621	+3.799	6	1:17.945	+5.427							
2	1:12.848	+2.931	3	1:13.268	+2.446	7	1:12.909	+0.391	4	1:15.032	+1.808					
3	1:10.346	+0.429	4	1:12.261	+1.439	8	1:13.357	+0.839	5	1:14.971	+1.747					
4	1:11.788	+1.871	5	1:11.647	+0.825	9	1:15.062	+2.544	6	1:13.224						
5	1:12.545	+2.628	6	1:11.298	+0.476	10	1:13.067	+0.549	7	1:14.889	+1.665					
6	1:10.111	+0.194	7	1:11.020	+0.198	11	1:13.366	+0.848	8	1:14.711	+1.487					
7	1:09.917		8	1:12.605	+1.783	12	1:12.518		9	1:13.750	+0.526					
8	1:27.643	+17.726	9	1:10.822		13	1:13.483	+0.965	10	1:18.595	+5.371					
(8) Christian ELKIN																
1			10	1:11.373	+0.551	(33) Mark HANNA				11	1:14.436	+1.212				
2	1:12.686	+2.052	11	1:11.748	+0.926	1			(119) Kris DUNCAN							
3	1:11.855	+1.221	12	1:11.073	+0.251	2	1:15.966	+3.111	1							
4	1:11.223	+0.589	13	1:30.705	+19.883	3	1:13.457	+0.602	2	1:16.941	+3.466					
5	1:11.301	+0.667	(3) Mark CONLIN				4	1:13.717	+0.862	3	1:14.654	+1.179				
6	1:11.287	+0.653	1			5	1:13.030	+0.175	4	1:14.039	+0.564					
7	1:11.159	+0.525	2	1:14.493	+3.583	6	1:12.855		5	1:14.932	+1.457					
8	1:27.816	+17.182	3	1:13.450	+2.540	7	4:06.740	+2:53.885	6	1:17.148	+3.673					
9	1:28.714	+18.080	4	1:11.979	+1.069	8	1:14.795	+1.940	7	1:14.809	+1.334					
10	1:12.009	+1.375	5	1:11.893	+0.983	(27) Joseph LOUGHLIN				8	1:13.475					
11	1:11.090	+0.456	6	1:12.008	+1.098	1			(28) Aaron McBRIDE							
12	1:10.634		7	1:11.711	+0.801	2	1:14.224	+1.030	1							
13	1:11.325	+0.691	8	1:11.309	+0.399	3	1:13.350	+0.156	2	1:17.570	+4.070					
(101) Derek CRAIG										4	1:13.454	+0.260	3	1:15.114	+1.614	
1			9	1:14.029	+3.119	5	1:14.326	+1.132	4	1:14.785	+1.285					
2	1:11.627	+0.838	10	1:14.150	+3.240	6	1:13.194		5	1:14.564	+1.064					
3	1:10.789		11	1:13.563	+2.653	7	1:13.917	+0.723	6	1:14.407	+0.907					
4	1:15.357	+4.568	12	1:10.910		8	1:14.154	+0.960	7	1:14.182	+0.682					
5	1:16.232	+5.443	(67) Jack WARING				9	1:14.273	+1.079	8	1:20.278	+6.778				
6	1:21.406	+10.617	1			10	1:14.744	+1.550	9	1:13.500						
7	1:12.881	+2.092	2	1:17.310	+5.349	(29) Ryan FENTON				10	1:14.928	+1.428				
8	1:13.425	+2.636	3	1:14.156	+2.195	1			11	1:15.072	+1.572					
9	1:28.000	+17.211	4	1:14.027	+2.066	2	1:18.119	+4.900	12	1:38.166	+24.666					
(22) Paul JORDAN										3	1:15.193	+1.974	(42) Kevin LAVERY			
1			5	1:15.397	+3.436	4	1:14.897	+1.678	1							
2	3:59.679	+2:48.884	6	1:25.928	+13.967	5	1:14.470	+1.251	2	1:17.835	+3.991					
3	1:12.758	+1.963	7	1:13.239	+1.278	6	1:14.464	+1.245	3	1:16.162	+2.318					
4	1:12.560	+1.765	8	1:13.838	+1.877	7	1:15.349	+2.130	4	1:15.875	+2.031					
5	1:11.401	+0.606	9	1:12.842	+0.881	8	1:13.794	+0.575	5	3:38.537	+2:24.693					
6	1:10.795		10	1:12.324	+0.363	9	1:14.408	+1.189	6	1:14.508	+0.664					
7	1:11.593	+0.798	11	1:11.961		10	1:13.794	+0.575	7	1:14.080	+0.236					
8	1:11.407	+0.612	12	1:22.582	+10.621	11	1:13.793	+0.574	8	1:15.286	+1.442					
9	1:10.803	+0.008	(94) Darren KEYS				12	1:13.219		9	1:14.785	+0.941				
10	1:15.867	+5.072	1			(50) Kyle CROSS				10	1:13.880	+0.036				
(15) Simon REID										11	1:13.844		(59) Darryl TWEED			
(8) Christian ELKIN										1			1			
(101) Derek CRAIG										2	1:18.628	+5.404	(59) Darryl TWEED			
(22) Paul JORDAN										3	1:14.487	+1.263	(59) Darryl TWEED			

Promoted by Temple Motorcycle and Athletic Club

Orbits

Provisional result to be confirmed by the Stewards of the Meeting subject to the completion of technical inspections and the time limit for protests
MCUI (Ulster Centre) Timing @ www.elaps-timing.com



AJ PLUMBING ULSTER SBK R1 - Bishopscourt

SUPERSPORT

Bishopscourt National 1.824 miles

Supersport Pro Qualifying

30/03/2019 10:15

Practice started at 10:44:02

2	1:24.626	+8.950
3	1:32.855	+17.179
4	1:51.585	+35.909
5	1:15.676	
6	1:25.044	+9.368

(85) Jordan McCORD

1		
2	1:19.035	+3.059
3	1:17.177	+1.201
4	1:17.038	+1.062
5	3:16.431	+2:00.455
6	1:15.976	
7	1:16.541	+0.565
8	3:27.782	+2:11.806
9	1:16.111	+0.135

(65) Shane HENDERSON

1		
2	1:20.200	+3.912
3	1:18.457	+2.169
4	1:16.489	+0.201
5	1:18.177	+1.889
6	1:30.622	+14.334
7	2:56.425	+1:40.137
8	1:18.421	+2.133
9	1:16.288	

Promoted by Temple Motorcycle and Athletic Club

Provisional result to be confirmed by the Stewards of the Meeting subject to the completion of technical inspections and the time limit for protests
MCUI (Ulster Centre) Timing @ www.elaps-timing.com

Printed: 30/03/2019 11:02:47

Orbits



AJ PLUMBING ULSTER SBK R1 - Bishopscourt

SUPERSPORT

Bishopscourt National 1.824 miles

SUPERSPORT COMBINED QUALIFYING

Pos	Class	No.	Name	T	Machine	Sponsor	Overall BestTm	Diff	Gap	R1. Best Tm	R2. Best Tm	2nd Overall Time
1	USS	38	Jason LYNN		Yamaha	Walter Bell	1:09.917				1:09.917	1:10.111
2	USS	8	Christian ELKIN		Yamaha	Bob Wylie Racing	1:10.634	0.717	0.717		1:10.634	1:11.090
3	USS	101	Derek CRAIG		Yamaha		1:10.789	0.872	0.155		1:10.789	1:11.627
4	USS	22	Paul JORDAN		Yamaha	Paul Jordan Racing	1:10.795	0.878	0.006		1:10.795	1:10.803
5	USS	15	Simon REID		Yamaha		1:10.822	0.905	0.027		1:10.822	1:11.020
6	USS	3	Mark CONLIN		Yamaha	Magic Bullet	1:10.910	0.993	0.088		1:10.910	1:11.309
7	USS	67	Jack WARING		Yamaha		1:11.961	2.044	1.051		1:11.961	1:12.324
8	USS	94	Darren KEYS		Suzuki	Keys Racing	1:12.518	2.601	0.557		1:12.518	1:12.909
9	USS	33	Mark HANNA		Kawasaki		1:12.855	2.938	0.337		1:12.855	1:13.030
10	USS	27	Joseph LOUGHLIN		Kawasaki	G2-Tech	1:13.194	3.277	0.339		1:13.194	1:13.350
11	USS	29	Ryan FENTON		Yamaha	NJT Racing	1:13.219	3.302	0.025		1:13.219	1:13.793
12	USS	50	Kyle CROSS		Yamaha	Dynamic Design	1:13.224	3.307	0.005		1:13.224	1:13.750
13	USS	119	Kris DUNCAN		Kawasaki	Turriiff Caravans/Plantfitter.c	1:13.475	3.558	0.251		1:13.475	1:14.039
14	USS	28	Aaron McBRIDE		Kawasaki		1:13.500	3.583	0.025		1:13.500	1:14.182
15	USS	42	Kevin LAVERY		Honda	Moria MRC	1:13.844	3.927	0.344		1:13.844	1:13.880
16	USScup	57	Michael OWENS		Yamaha	Owens Racing	1:13.856	3.939	0.012	1:13.856		1:14.705
17	USScup	98	Jonny SINGLETON		Kawasaki		1:14.258	4.341	0.402	1:14.258		1:14.846
18	USScup	18	Darryl ANDERSON		Yamaha	DK Racing	1:14.673	4.756	0.415	1:14.673		1:14.829
19	USScup	232	Jack OLIVER		Yamaha		1:14.779	4.862	0.106	1:14.779		1:15.088
20	USScup	81	Damien HORGAN		Suzuki		1:15.196	5.279	0.417	1:15.196		1:15.554
21	USS	59	Darryl TWEED		Honda	DH Racing	1:15.676	5.759	0.480		1:15.676	1:24.626
22	USS	85	Jordan McCORD		Yamaha		1:15.976	6.059	0.300		1:15.976	1:16.111
23	USS	65	Shane HENDERSON		Yamaha		1:16.288	6.371	0.312		1:16.288	1:16.489
24	USScup	114	Jonathan PATTERSON		Honda	Ashvale Engineering	1:16.856	6.939	0.568	1:16.856		1:17.196
25	USScup	14	David DUFFY		Kawasaki		1:16.857	6.940	0.001	1:16.857		1:17.605
26	USScup	79	Brian MILLER		Yamaha		1:16.885	6.968	0.028	1:16.885		1:17.156

Not classified (from pos 26)

27	USScup	140	Steven SMITH		Honda		1:17.218	7.301	0.333	1:17.218		1:17.627
28	USScup	175	Declan McCABE		Kawasaki	CB Electrical	1:17.802	7.885	0.584	1:17.802		1:17.842
29	USScup	12	Alan ARMSTRONG		Triumph 675		1:17.980	8.063	0.178	1:17.980		1:18.090
30	SSPcup	129	Gary JORDAN		Yamaha		1:18.457	8.540	0.477	1:18.457		1:18.667
31	USScup	23	Stuart McCANN		Triumph 675		1:18.539	8.622	0.082	1:18.539		1:19.150
32	USScup	83	Matthew CAUGHEY		Triumph 675		1:18.651	8.734	0.112	1:18.651		1:18.654
33	USScup	82	Alan GRAHAM		Yamaha		1:19.051	9.134	0.400	1:19.051		1:19.257
34	USScup	6	John SHIELDS		Suzuki		1:19.313	9.396	0.262	1:19.313		1:20.101
35	USScup	236	James COTTRELL		Honda	Dunsany Racing	1:19.777	9.860	0.464	1:19.777		1:19.861
36	USScup	64	Daniel McCLEAN		Yamaha		1:19.783	9.866	0.006	1:19.783		1:20.126
37	USScup	220	Sam LYONS		Honda		1:19.917	10.000	0.134	1:19.917		1:21.821
38	USScup	60	Darren CLARKE		Yamaha		1:20.210	10.293	0.293	1:20.210		1:21.506
39	USScup	353	David AMBROSE		Honda		1:20.460	10.543	0.250	1:20.460		1:21.645
40	USScup	51	Keith RICHARDSON		Yamaha		1:20.513	10.596	0.053	1:20.513		1:21.938
41	USScup	71	Paddy LAVERY		Yamaha	Nugent Engineering	1:22.929	13.012	2.416	1:22.929		1:24.196
42	USScup	104	Michael PRESS		Kawasaki		1:23.691	13.774	0.762	1:23.691		1:24.380
43	USScup	34	Yvonne MONTGOMERY		Suzuki		1:26.737	16.820	3.046	1:26.737		1:27.351

Short Name

- R1. SUPERSPORT CUP - Supersport Cup Qualifying
- R2. SUPERSPORT - Supersport Pro Qualifying

Short Name

Promoted by Temple Motorcycle and Athletic Club

Orbits

Provisional result to be confirmed by the Stewards of the Meeting subject to the completion of technical inspections and the time limit for protests
MCUI (Ulster Centre) Timing @ www.elaps-timing.com



Printed: 30/03/2019 11:04:32

AJ PLUMBING ULSTER SBK R1 - Bishopscourt


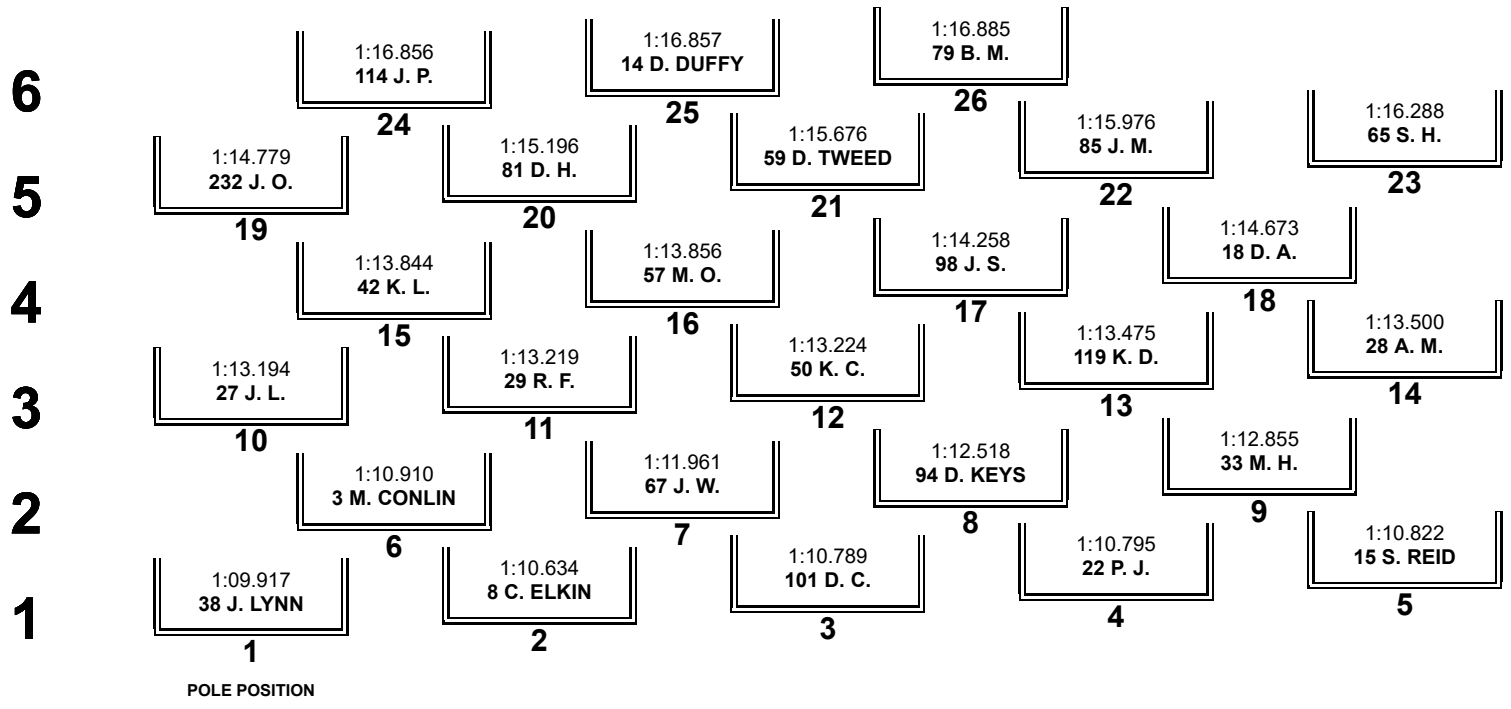
SUPERSPORT

Bishopscourt National 1.824 miles

R7: Race One

30/03/2019 14:10

Race (8 Laps)



Promoted by Temple Motorcycle and Athletic Club

Orbits

Provisional result to be confirmed by the Stewards of the Meeting subject to the completion of technical inspections and the time limit for protests
MCUI (Ulster Centre) Timing @ www.elaps-timing.com



AJ PLUMBING ULSTER SBK R1 - Bishopscourt

Sorted on Laps

SUPERSPORT

Bishopscourt National 1.824 miles

R7: Race One

30/03/2019 14:10

Race (8 Laps) started at 15:05:42

Pos	Class	No.	Name	T	Machine	Sponsor	Laps	Total Tm	Diff	Gap	Avg. Speed	Best Tm	Best Speed	In Lap
1	USS	38	Jason LYNN		Yamaha	Walter Bell	8	9:26.689			92.698	1:09.899	93.941	5
2	USS	8	Christian ELKIN		Yamaha	Bob Wylie Racing	8	9:33.563	6.874	6.874	91.587	1:10.502	93.138	8
3	USS	22	Paul JORDAN		Yamaha	Paul Jordan Racing	8	9:33.979	7.290	0.416	91.521	1:10.217	93.516	6
4	USS	15	Simon REID		Yamaha		8	9:34.217	7.528	0.238	91.483	1:10.374	93.307	6
5	USS	33	Mark HANNA		Kawasaki		8	9:42.264	15.575	8.047	90.219	1:11.550	91.774	4
6	USS	67	Jack WARING		Yamaha		8	9:44.416	17.727	2.152	89.887	1:11.666	91.625	7
7	USS	3	Mark CONLIN		Yamaha	Magic Bullet	8	9:45.630	18.941	1.214	89.700	1:11.572	91.745	2
8	USS	50	Kyle CROSS		Yamaha	Dynamic Design	8	9:52.991	26.302	7.361	88.587	1:12.107	91.065	4
9	USS	94	Darren KEYS		Suzuki	Keys Racing	8	9:53.151	26.462	0.160	88.563	1:12.280	90.847	2
10	USS	28	Aaron McBRIDE		Kawasaki		8	9:54.408	27.719	1.257	88.376	1:12.719	90.298	7
11	USS	119	Kris DUNCAN		Kawasaki	Turrieff Caravans/Plantfitter	8	9:54.784	28.095	0.376	88.320	1:12.806	90.190	7
12	USS	29	Ryan FENTON		Yamaha	NJT Racing	8	9:55.674	28.985	0.890	88.188	1:12.990	89.963	7
13	USScup	98	Jonny SINGLETON		Kawasaki		8	9:56.878	30.189	1.204	88.010	1:13.020	89.926	4
14	USS	42	Kevin LAVERY		Honda	Moria MRC	8	10:05.004	38.315	8.126	86.828	1:13.847	88.919	6
15	USS	27	Joseph LOUGHLIN		Kawasaki	G2-Tech	8	10:06.349	39.660	1.345	86.635	1:12.508	90.561	8
16	USScup	18	Darryl ANDERSON		Yamaha	DK Racing	8	10:09.677	42.988	3.328	86.162	1:14.675	87.933	5
17	USScup	57	Michael OWENS		Yamaha	Owens Racing	8	10:09.764	43.075	0.087	86.150	1:14.383	88.278	6
18	USS	85	Jordan McCORD		Yamaha		8	10:13.616	46.927	3.852	85.609	1:14.470	88.175	5
19	USS	65	Shane HENDERSON		Yamaha		8	10:15.594	48.905	1.978	85.334	1:15.102	87.433	5
20	USScup	232	Jack OLIVER		Yamaha		8	10:18.445	51.756	2.851	84.941	1:15.246	87.266	8
21	USScup	81	Damien HORGAN		Suzuki		8	10:19.378	52.689	0.933	84.813	1:15.657	86.792	7
22	USScup	14	David DUFFY		Kawasaki		8	10:24.313	57.624	4.935	84.142	1:16.213	86.159	7
23	USScup	114	Jonathan PATTERSON		Honda	Ashvale Engineering	8	10:33.685	1:06.996	9.372	82.898	1:17.475	84.755	4
24	USScup	79	Brian MILLER		Yamaha		8	10:34.115	1:07.426	0.430	82.842	1:16.921	85.366	3
Not classified														
DNF	USS	101	Derek CRAIG		Yamaha			0.000	DNF	-	-	-	-	0
DNS	USS	59	Darryl TWEED		Honda	DH Racing		0.000	DNS	-	-	-	-	0

Announcements

USS 90% = 83.428, USScup 90% = 79.209

Weather: Bright / Track: Dry

Margin of Victory	Avg. Speed	Best Lap Tm	Best Speed	Best Lap by
6.874	92.698	1:09.899	93.941	38 - Jason LYNN

Promoted by Temple Motorcycle and Athletic Club

Orbits

Provisional result to be confirmed by the Stewards of the Meeting subject to the completion of technical inspections and the time limit for protests

MCUI (Ulster Centre) Timing @ www.elaps-timing.com

Printed: 30/03/2019 15:17:52



AJ PLUMBING ULSTER SBK R1 - Bishopscourt

SUPERSPORT

Bishopscourt National 1.824 miles

R7: Race One

30/03/2019 14:10

Race (8 Laps) started at 15:05:42

Pos	Time	Diff	Pos	Time	Diff	Pos	Time	Diff				
(38) Jason LYNN	8	1:12.956	+1.406	7	1:12.719		6	1:13.808	+1.300			
1	1:16.264	+6.365	(67) Jack WARING	8	1:13.176	+0.457	7	1:13.125	+0.617			
2	1:10.340	+0.441	1	1:19.157	+7.491	(119) Kris DUNCAN	8	1:12.508				
3	1:09.953	+0.054	2	1:12.230	+0.564	1	1:22.871	+10.065	(18) Darryl ANDERSON			
4	1:10.032	+0.133	3	1:12.624	+0.958	2	1:13.231	+0.425	1	1:24.359	+9.684	
5	1:09.899		4	1:11.859	+0.193	3	1:12.957	+0.151	2	1:15.510	+0.835	
6	1:09.903	+0.004	5	1:11.964	+0.298	4	1:13.115	+0.309	3	1:15.179	+0.504	
7	1:10.113	+0.214	6	1:12.413	+0.747	5	1:13.588	+0.782	4	1:14.943	+0.268	
8	1:10.185	+0.286	7	1:11.666		6	1:13.333	+0.527	5	1:14.675		
(8) Christian ELKIN	8	1:12.503	+0.837	8	1:12.503	+0.837	7	1:12.806		6	1:15.017	+0.342
1	1:17.985	+7.483	(3) Mark CONLIN	8	1:12.883	+0.077	8	1:12.883	+0.077	7	1:15.036	+0.361
2	1:10.670	+0.168	1	1:19.866	+8.294	(29) Ryan FENTON	8	1:12.990		8	1:14.958	+0.283
3	1:11.119	+0.617	2	1:11.572		1	1:22.157	+9.167	(57) Michael OWENS	8	1:14.928	+0.545
4	1:10.876	+0.374	3	1:11.806	+0.234	2	1:13.757	+0.767	1	1:25.454	+11.071	
5	1:10.526	+0.024	4	1:12.332	+0.760	3	1:13.772	+0.782	2	1:15.475	+1.092	
6	1:10.677	+0.175	5	1:12.071	+0.499	4	1:13.076	+0.086	3	1:15.227	+0.844	
7	1:11.208	+0.706	6	1:12.423	+0.851	5	1:13.625	+0.635	4	1:15.184	+0.801	
8	1:10.502		7	1:13.305	+1.733	6	1:13.267	+0.277	5	1:14.655	+0.272	
(22) Paul JORDAN	8	1:10.502	+0.683	8	1:12.255	+0.683	7	1:12.990		6	1:14.383	
1	1:17.530	+7.313	(50) Kyle CROSS	8	1:13.030	+0.040	8	1:13.030	+0.040	7	1:14.458	+0.075
2	1:11.325	+1.108	1	1:21.316	+9.209	(98) Jonny SINGLETON	8	1:13.030	+0.040	8	1:14.928	+0.545
3	1:10.930	+0.713	2	1:13.162	+1.055	1	1:22.634	+9.614	(85) Jordan McCORD	8	1:14.928	+0.545
4	1:11.256	+1.039	3	1:12.502	+0.395	2	1:13.936	+0.916	1	1:27.354	+12.884	
5	1:10.852	+0.635	4	1:12.107		3	1:13.627	+0.607	2	1:15.886	+1.416	
6	1:10.217		5	1:13.585	+1.478	4	1:13.020		3	1:15.982	+1.512	
7	1:10.984	+0.767	6	1:13.227	+1.120	5	1:13.628	+0.608	4	1:15.710	+1.240	
8	1:10.885	+0.668	7	1:13.579	+1.472	6	1:13.325	+0.305	5	1:14.470		
(15) Simon REID	8	1:10.885	+1.406	8	1:13.513	+1.406	7	1:13.150	+0.130	6	1:14.589	+0.119
1	1:17.235	+6.861	(94) Darren KEYS	8	1:13.558	+0.538	8	1:13.558	+0.538	7	1:14.886	+0.416
2	1:11.187	+0.813	1	1:20.159	+7.879	(42) Kevin LAVERY	8	1:13.558	+0.538	8	1:14.739	+0.269
3	1:11.224	+0.850	2	1:12.280		1	1:24.700	+10.853	(65) Shane HENDERSON	8	1:14.739	+0.269
4	1:12.076	+1.702	3	1:12.977	+0.697	2	1:15.662	+1.815	1	1:24.906	+9.804	
5	1:10.666	+0.292	4	1:13.215	+0.935	3	1:14.355	+0.508	2	1:15.344	+0.242	
6	1:10.374		5	1:13.628	+1.348	4	1:14.482	+0.635	3	1:15.257	+0.155	
7	1:10.770	+0.396	6	1:13.379	+1.099	5	1:14.000	+0.153	4	1:15.109	+0.007	
8	1:10.685	+0.311	7	1:13.692	+1.412	6	1:13.847		5	1:15.102		
(33) Mark HANNA	8	1:10.685	+1.541	8	1:13.821	+1.541	7	1:14.002	+0.155	6	1:16.882	+1.780
1	1:18.568	+7.018	(28) Aaron McBRIDE	8	1:13.956	+0.109	8	1:13.956	+0.109	7	1:16.854	+1.752
2	1:12.008	+0.458	1	1:21.076	+8.357	(27) Joseph LOUGHLIN	8	1:13.956	+0.109	8	1:16.140	+1.038
3	1:11.665	+0.115	2	1:14.118	+1.399	1	1:28.165	+15.657	(232) Jack OLIVER	8	1:16.140	+1.038
4	1:11.550		3	1:13.267	+0.548	2	1:17.055	+4.547	1	1:26.750	+11.504	
5	1:11.715	+0.165	4	1:13.494	+0.775	3	1:13.619	+1.111	2	1:16.373	+1.127	
6	1:11.705	+0.155	5	1:13.518	+0.799	4	1:15.173	+2.665	3	1:16.916	+1.670	
7	1:12.097	+0.547	6	1:13.040	+0.321	5	1:12.896	+0.388	4	1:15.722	+0.476	

Promoted by Temple Motorcycle and Athletic Club

Orbits

Provisional result to be confirmed by the Stewards of the Meeting subject to the completion of technical inspections and the time limit for protests
MCUI (Ulster Centre) Timing @ www.elaps-timing.com



AJ PLUMBING ULSTER SBK R1 - Bishopscourt

SUPERSPORT

Bishopscourt National 1.824 miles

R7: Race One

30/03/2019 14:10

Race (8 Laps) started at 15:05:42

5	1:15.627	+0.381
6	1:16.505	+1.259
7	1:15.306	+0.060
8	1:15.246	

(81) Damien HORGAN

1	1:25.954	+10.297
2	1:15.996	+0.339
3	1:16.228	+0.571
4	1:16.597	+0.940
5	1:16.352	+0.695
6	1:16.926	+1.269
7	1:15.657	
8	1:15.668	+0.011

(14) David DUFFY

1	1:27.411	+11.198
2	1:18.136	+1.923
3	1:16.499	+0.286
4	1:16.405	+0.192
5	1:16.374	+0.161
6	1:16.425	+0.212
7	1:16.213	
8	1:16.850	+0.637

(114) Jonathan PATTERSON

1	1:27.339	+9.864
2	1:17.919	+0.444
3	1:17.527	+0.052
4	1:17.475	
5	1:17.809	+0.334
6	1:17.645	+0.170
7	1:18.236	+0.761
8	1:19.735	+2.260

(79) Brian MILLER

1	1:28.601	+11.680
2	1:17.435	+0.514
3	1:16.921	
4	1:17.560	+0.639
5	1:18.374	+1.453
6	1:17.372	+0.451
7	1:18.301	+1.380
8	1:19.551	+2.630

Promoted by Temple Motorcycle and Athletic Club

Provisional result to be confirmed by the Stewards of the Meeting subject to the completion of technical inspections and the time limit for protests
MCUI (Ulster Centre) Timing @ www.elaps-timing.com

Printed: 30/03/2019 15:18:11



Orbits

AJ PLUMBING ULSTER SBK R1 - Bishopscourt

Sorted on Laps

SUPERSPORT

Bishopscourt National 1.824 miles

R14: Race Two

30/03/2019 16:30

Race (8 Laps) started at 17:22:07

Pos	Class	No.	Name	T	Machine	Sponsor	Laps	Total Tm	Diff	Gap	Avg. Speed	Best Tm	Best Speed	In Lap
1	USS	38	Jason LYNN		Yamaha	Walter Bell	8	9:27.490			92.568	1:09.848	94.010	7
2	USS	22	Paul JORDAN		Yamaha	Paul Jordan Racing	8	9:29.307	1.817	1.817	92.272	1:09.565	94.392	8
3	USS	15	Simon REID		Yamaha		8	9:35.978	8.488	6.671	91.203	1:11.152	92.287	3
4	USS	8	Christian ELKIN		Yamaha	Bob Wylie Racing	8	9:36.052	8.562	0.074	91.192	1:10.230	93.499	7
5	USS	3	Mark CONLIN		Yamaha	Magic Bullet	8	9:40.720	13.230	4.668	90.459	1:11.019	92.460	4
6	USS	33	Mark HANNA		Kawasaki		8	9:41.100	13.610	0.380	90.400	1:11.335	92.050	4
7	USS	67	Jack WARING		Yamaha		8	9:43.923	16.433	2.823	89.963	1:11.200	92.225	5
8	USS	50	Kyle CROSS		Yamaha	Dynamic Design	8	9:49.080	21.590	5.157	89.175	1:12.130	91.036	4
9	USS	28	Aaron McBRIDE		Kawasaki		8	9:49.948	22.458	0.868	89.044	1:12.123	91.044	4
10	USS	27	Joseph LOUGHLIN		Kawasaki	G2-Tech	8	9:52.927	25.437	2.979	88.596	1:12.518	90.549	7
11	USS	94	Darren KEYS		Suzuki	Keys Racing	8	9:58.181	30.691	5.254	87.818	1:13.039	89.903	3
12	USS	29	Ryan FENTON		Yamaha	NJT Racing	8	9:58.592	31.102	0.411	87.758	1:13.397	89.464	2
13	USS	42	Kevin LAVERY		Honda	Moria MRC	8	9:58.915	31.425	0.323	87.711	1:12.971	89.986	8
14	USScup	98	Jonny SINGLETON		Kawasaki		8	10:06.165	38.675	7.250	86.662	1:14.380	88.282	4
15	USS	119	Kris DUNCAN		Kawasaki	Turrieff Caravans/Plantfitter,	8	10:06.361	38.871	0.196	86.634	1:13.780	89.000	6
16	USS	65	Shane HENDERSON		Yamaha		8	10:10.114	42.624	3.753	86.101	1:14.745	87.851	8
17	USScup	57	Michael OWENS		Yamaha	Owens Racing	8	10:10.650	43.160	0.536	86.025	1:14.270	88.413	7
18	USS	85	Jordan McCORD		Yamaha		8	10:15.373	47.883	4.723	85.365	1:14.541	88.091	5
19	USScup	81	Damien HORGAN		Suzuki		8	10:16.215	48.725	0.842	85.248	1:15.556	86.908	7
20	USScup	14	David DUFFY		Kawasaki		8	10:20.346	52.856	4.131	84.680	1:16.059	86.333	3
21	USScup	114	Jonathan PATTERSON		Honda	Ashvale Engineering	8	10:20.881	53.391	0.535	84.608	1:16.097	86.290	3
Not classified														
DNF	USScup	232	Jack OLIVER		Yamaha		7	9:00.996	DNF		84.963	1:14.762	87.831	6
DNF	USScup	79	Brian MILLER		Yamaha		2	2:45.240	DNF		79.477	1:17.486	84.743	2
DNS	USS	101	Derek CRAIG		Yamaha			0.000	DNS		-	-	-	0
DNS	USScup	18	Darryl ANDERSON		Yamaha	DK Racing		0.000	DNS		-	-	-	0
DNS	USS	59	Darryl TWEED		Honda	DH Racing		0.000	DNS		-	-	-	0

Announcements

USS 90% = 83.311, USScup 90% = 77.996

Weather: Bright / Track: Dry

Margin of Victory	Avg. Speed	Best Lap Tm	Best Speed	Best Lap by
1.817	92.568	1:09.565	94.392	22 - Paul JORDAN

Promoted by Temple Motorcycle and Athletic Club

Orbits

Provisional result to be confirmed by the Stewards of the Meeting subject to the completion of technical inspections and the time limit for protests

MCUI (Ulster Centre) Timing @ www.elaps-timing.com

Printed: 30/03/2019 17:34:23



AJ PLUMBING ULSTER SBK R1 - Bishopscourt

SUPERSPORT

Bishopscourt National 1.824 miles

R14: Race Two

30/03/2019 16:30

Race (8 Laps) started at 17:22:07

Pos	Time	Diff	Pos	Time	Diff	Pos	Time	Diff
(38) Jason LYNN			(33) Mark HANNA			(94) Darren KEYS		
1	1:16.402	+6.554	1	1:18.359	+7.024	1	1:20.932	+7.893
2	1:10.307	+0.459	2	1:12.084	+0.749	2	1:13.356	+0.317
3	1:10.169	+0.321	3	1:11.875	+0.540	3	1:13.039	
4	1:09.968	+0.120	4	1:11.335		4	1:14.790	+1.751
5	1:10.420	+0.572	5	1:11.755	+0.420	5	1:13.947	+0.908
6	1:10.285	+0.437	6	1:11.900	+0.565	6	1:14.827	+1.788
7	1:09.848		7	1:11.762	+0.427	7	1:13.540	+0.501
8	1:10.091	+0.243	8	1:12.030	+0.695	8	1:13.750	+0.711
(22) Paul JORDAN			(67) Jack WARING			(29) Ryan FENTON		
1	1:18.740	+9.175	1	1:19.261	+8.061	1	1:22.131	+8.734
2	1:11.756	+2.191	2	1:12.469	+1.269	2	1:13.397	
3	1:10.232	+0.667	3	1:11.770	+0.570	3	1:13.436	+0.039
4	1:09.738	+0.173	4	1:11.369	+0.169	4	1:14.424	+1.027
5	1:09.835	+0.270	5	1:11.200		5	1:13.484	+0.087
6	1:09.832	+0.267	6	1:12.490	+1.290	6	1:13.941	+0.544
7	1:09.609	+0.044	7	1:12.060	+0.860	7	1:14.179	+0.782
8	1:09.565		8	1:13.304	+2.104	8	1:13.600	+0.203
(15) Simon REID			(50) Kyle CROSS			(42) Kevin LAVERY		
1	1:16.240	+5.088	1	1:20.110	+7.980	1	1:21.865	+8.894
2	1:11.208	+0.056	2	1:12.404	+0.274	2	1:14.816	+1.845
3	1:11.152		3	1:12.131	+0.001	3	1:13.993	+1.022
4	1:11.371	+0.219	4	1:12.130		4	1:14.065	+1.094
5	1:11.480	+0.328	5	1:13.373	+1.243	5	1:13.995	+1.024
6	1:11.362	+0.210	6	1:13.261	+1.131	6	1:13.548	+0.577
7	1:11.255	+0.103	7	1:12.903	+0.773	7	1:13.662	+0.691
8	1:11.910	+0.758	8	1:12.768	+0.638	8	1:12.971	
(8) Christian ELKIN			(28) Aaron McBRIDE			(98) Jonny SINGLETON		
1	1:19.367	+9.137	1	1:20.368	+8.245	1	1:23.000	+8.620
2	1:12.156	+1.926	2	1:12.667	+0.564	2	1:14.564	+0.184
3	1:10.919	+0.689	3	1:12.544	+0.421	3	1:14.503	+0.123
4	1:10.494	+0.264	4	1:12.123		4	1:14.380	
5	1:10.899	+0.669	5	1:12.718	+0.595	5	1:14.476	+0.096
6	1:10.709	+0.479	6	1:13.169	+1.046	6	1:14.737	+0.357
7	1:10.230		7	1:12.961	+0.838	7	1:15.088	+0.708
8	1:11.278	+1.048	8	1:13.378	+1.255	8	1:15.417	+1.037
(3) Mark CONLIN			(27) Joseph LOUGHLIN			(119) Kris DUNCAN		
1	1:18.644	+7.625	1	1:22.677	+10.159	1	1:26.285	+12.505
2	1:12.856	+1.837	2	1:13.312	+0.794	2	1:15.690	+1.910
3	1:11.654	+0.635	3	1:13.056	+0.538	3	1:13.855	+0.075
4	1:11.019		4	1:12.732	+0.214	4	1:14.680	+0.900
5	1:11.277	+0.258	5	1:12.861	+0.343	5	1:14.308	+0.528
6	1:11.173	+0.154	6	1:13.130	+0.612			
7	1:11.955	+0.936						
(65) Shane HENDERSON			(57) Michael OWENS			(85) Jordan McCORD		
1	1:23.980	+9.235	1	1:23.903	+9.633	1	1:26.783	+12.242
2	1:15.112	+0.367	2	1:16.191	+1.921	2	1:16.303	+1.762
3	1:15.227	+0.482	3	1:15.451	+1.181	3	1:15.402	+0.861
4	1:15.780	+1.035	4	1:15.684	+1.414	4	1:16.119	+1.578
5	1:15.322	+0.577	5	1:15.018	+0.748	5	1:14.541	
6	1:15.107	+0.362	6	1:14.781	+0.511	6	1:15.298	+0.757
7	1:14.841	+0.096	7	1:14.270		7	1:15.112	+0.571
8	1:14.745		8	1:15.352	+1.082	8	1:15.815	+1.274
(81) Damien HORGAN			(14) David DUFFY					
1	1:24.729	+9.173	1	1:25.353	+9.294			
2	1:16.014	+0.458	2	1:16.472	+0.413			
3	1:16.076	+0.520	3	1:16.059				
4	1:15.811	+0.255	4	1:16.917	+0.858			
5	1:16.316	+0.760						
6	1:16.006	+0.450						
7	1:15.556							
8	1:15.707	+0.151						

Promoted by Temple Motorcycle and Athletic Club

Orbits

Provisional result to be confirmed by the Stewards of the Meeting subject to the completion of technical inspections and the time limit for protests
MCUI (Ulster Centre) Timing @ www.elaps-timing.com



AJ PLUMBING ULSTER SBK R1 - Bishopscourt

SUPERSPORT

Bishopscourt National 1.824 miles

R14: Race Two

30/03/2019 16:30

Race (8 Laps) started at 17:22:07

5	1:16.452	+0.393
6	1:16.451	+0.392
7	1:16.402	+0.343
8	1:16.240	+0.181

(114) Jonathan PATTERSON

1	1:25.281	+9.184
2	1:16.342	+0.245
3	1:16.097	
4	1:16.681	+0.584
5	1:16.563	+0.466
6	1:17.228	+1.131
7	1:16.450	+0.353
8	1:16.239	+0.142

(232) Jack OLIVER

1	1:26.026	+11.264
2	1:16.943	+2.181
3	1:15.918	+1.156
4	1:16.371	+1.609
5	1:15.902	+1.140
6	1:14.762	
7	1:15.074	+0.312

(79) Brian MILLER

1	1:27.754	+10.268
2	1:17.486	

USBK - SUPERSPORT

2019

Pos	No.	Name	Total	Dif	Gap	#1	
						R1	R2
1	38	Jason LYNN	50	0	0	25	25
2	22	Paul JORDAN	36	14	14	16	20
3	8	Christian ELKIN	33	17	3	20	13
4	15	Simon REID	29	21	4	13	16
5	33	Mark HANNA	21	29	8	11	10
6	3	Mark CONLIN	20	30	1	9	11
7	67	Jack WARING	19	31	1	10	9
8	50	Kyle CROSS	16	34	3	8	8
9	28	Aaron McBRIDE	13	37	3	6	7
10	94	Darren KEYS	12	38	1	7	5
11	29	Ryan FENTON	8	42	4	4	4
12	27	Joseph LOUGHLIN	7	43	1	1	6
13	119	Kris DUNCAN	6	44	1	5	1
14	42	Kevin LAVERY	5	45	1	2	3
15	98	Jonny SINGLETON	5	45	0	3	2

Event Legend

#1 30/03/2019 AJ PLUMBING ULSTER SBK R1 - BishopsCourt

USBK - SUPERSPORT CUP

2019

Pos	No.	Name	Total	Dif	Gap	#1	
						R1	R2
1	98	Jonny SINGLETON	50	0	0	25	25
2	57	Michael OWENS	36	14	14	16	20
3	81	Damien HORGAN	27	23	9	11	16
4	14	David DUFFY	23	27	4	10	13
5	18	Darryl ANDERSON	20	30	3	20	x
6	114	Jonathan PATTERSON	20	30	0	9	11
7	83	Matthew CAUGHEY	16	34	4	6	10
8	82	Alan GRAHAM	15	35	1	7	8
9	232	Jack OLIVER	13	37	2	13	x
10	129	Gary JORDAN	11	39	2	5	6
11	220	Sam LYONS	10	40	1	1	9
12	23	Stuart McCANN	10	40	0	3	7
13	79	Brian MILLER	8	42	2	8	x
14	6	John SHIELDS	7	43	1	4	3
15	140	Steven SMITH	5	45	2	x	5
16	71	Paddy LAVERY	4	46	1	x	4
17	51	Keith RICHARDSON	2	48	2	2	x
18	353	David AMBROSE	2	48	0	x	2
19	236	James COTTRELL	1	49	1	x	1

Event Legend

#1 30/03/2019 AJ PLUMBING ULSTER SBK R1 - Bishopscourt